

**Martha's Vineyard
Regional Transit Authority**

Annual Report



Fiscal Year 2005

Martha's Vineyard Transit Authority

Fiscal Year ending June 30, 2005

Annual Report

Angela E. Grant, Administrator



Advisory Board

Alice Butler, Chairman
Oak Bluffs

EB Collins, Clerk
Edgartown

John Alley
West Tisbury

Leonard Jason
Chilmark

June Manning
Aquinnah

Connie Teixeira
Tisbury

December 2005

Greetings from the Administrator:

Fiscal Year 2005 was a year of technological and operational advancements for the VTA. In March 2005, a contract was awarded for ITS/Real Time Advanced Vehicle Locators (AVL) to be installed in all VTA fixed route vehicles. This system will help the VTA continue to excel in their commitment to providing the best possible transit system to our customers.

For Fiscal Year 2005 the VTA saw less than a 1% decrease in passenger boardings, which can be attributed to the continued interlining of certain popular routes. I am also pleased to announce that passenger boarding analysis shows a 15% increase in the off-season ridership.

In the spring of 2005, the Island Towns voted in favor of funding a two year pilot program that will provide public transit service to all of the VTA's established fixed route corridors on a year-round basis. Instead of running six routes during the off-season, the VTA will now be able to run twelve routes for their 2005-2006 off-season.

I would like to thank our operating company, Transit Connection, Inc., and their employees for their continued commitment as we go into our fourth year of operation together. Collectively, we have made major improvements to the overall operation of our transit system. I would also like to express my appreciation to all of the town and local boards for their cooperation and support, as well as my staff for their devout commitment to providing quality public service. And of course, I must thank the community and our passengers for their continued support of the VTA.

Truly,

Angela E. Grant
Administrator

What's New

Island Senior Annual Pass Price Increase

The VTA Advisory Board voted to increase Island Senior Annual Passes (ages 65 and over) from \$2 to \$10. These passes can only be purchased at local Councils on Aging, and proof of age and residency is required to obtain one.

Island Student Annual Pass Sales

The VTA Advisory Board voted to make Island Student Annual passes available at local Island schools for \$25. These passes are only available to Island students through their local schools. The retail price of this pass is \$50. In addition to the Island Student Annual pass, local schools are still selling the School Year pass, which is good from September to June only, for \$10.



Digital Recorders, Inc. Awarded ITS Project

In March 2005, VTA Project #2005-03 for ITS/Real Time Advanced Vehicle Locators (AVL) was awarded to Digital Recorders, Inc. out of North Carolina. The AVL technology will allow the VTA to gather real time information about a vehicle's location and distance from next stop. Eventually, this information will be sent to signs located at some of the VTA's major stops, so passengers waiting at those stops will have real time information about the bus route they are waiting for.

Hybrid Relief Vehicles

In Fiscal Year 2005, the VTA strengthened their commitment to the air quality here on the Vineyard by purchasing three gasoline-electric hybrid cars through the State bid. These economical vehicles will be used for operator shift change. These vehicles average 35-45 miles per gallon, which is a substantial improvement over the old shift change vehicles, which averaged 8-10 miles per gallon. On the same State bid, the VTA has also ordered a gasoline-electric hybrid truck equipped with a sander for the maintenance department. Delivery of the truck is scheduled for February of 2006.

Fixed Route Services

The VTA operates a year-round Island-wide fixed route service for the Island of Martha's Vineyard. The level of transit service provided varies with the change in season.



In the spring of 2005, the Island Towns voted in favor of funding a two year pilot program that will provide public transit service to all of the VTA's established fixed routes on a year-round basis.

Instead of running six routes during the off-season, the VTA will now be able to run twelve routes during the 2005-2006 off-season. Routes #2, 7, 8, 9, and 10A which would usually discontinue service no later than Columbus Day weekend will now run year-round. The frequency of service on these routes is considerably less than that provided during the peak season. The VTA focused its resources on the busiest travel times throughout the day (i.e. typical worker commuting hours).

The Route #10 Tisbury Park and Ride service remained comparable with the previous year, but ridership saw a dramatic increase of over 20,000 boardings. This service is the result of an agreement between the VTA, Steamship Authority and the Town of Tisbury. As of the publication of this report, the Steamship Authority had agreed to extend the current Park & Ride contract through December 31, 2006.

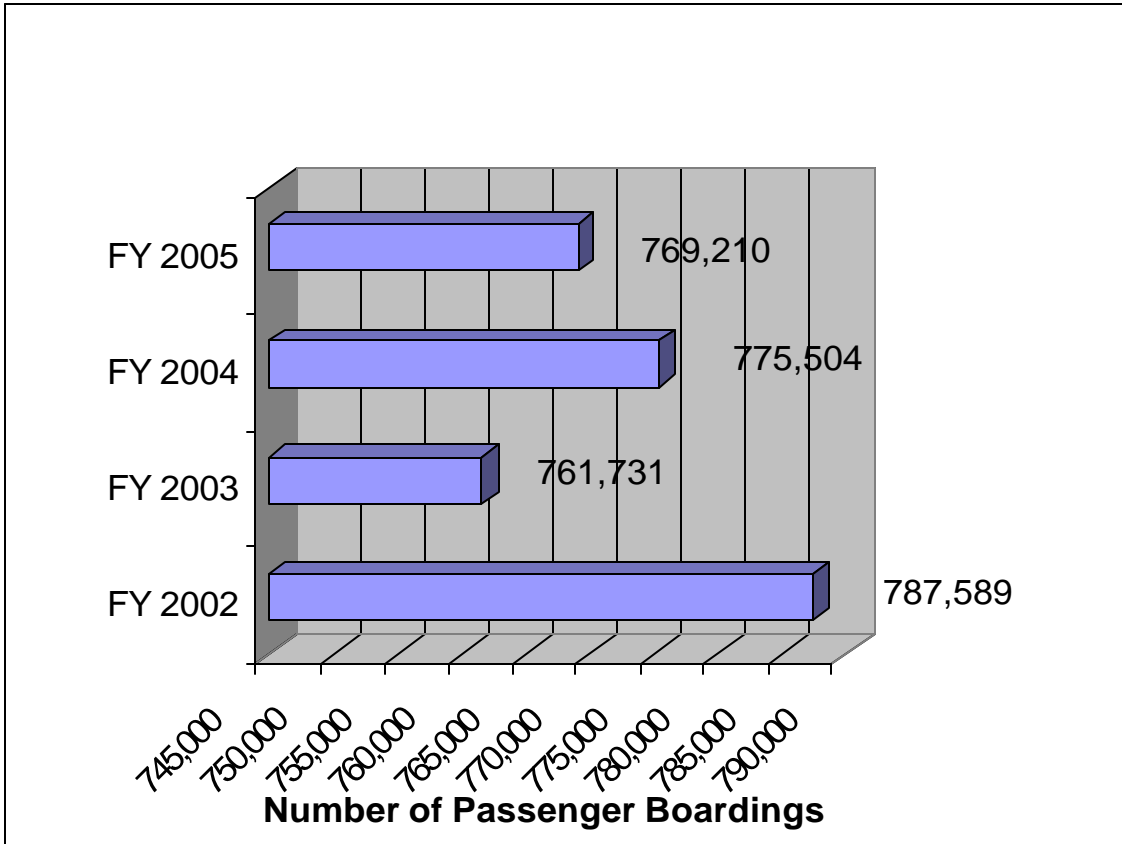
VTA Ridership Comparison By Route - FY 2004 & FY 2005

Red indicates a decrease from the previous year and
green indicates an increase from the previous year.

	FY 2004	FY 2005
Route # 1 (Edg-VH Rd.)	134,127	134,281
Route # 2 (WT-VH via LC)	9,402	6,409
Routes # 3 - 4 - 5 - 6	118,590	114,659
Route # 7 (OB-County/Barnes/NY)	6,104	4,883
Route # 8 (South Beach)	48,731	42,163
Route # 9 (OB & Airport)	11,825	10,174
Route # 10 (Tisbury Park and Ride)	34,345	56,674
Route # 10A (West Chop)	3,835	3,023
Route # 11 (Downtown Edgartown)	21,198	23,556
Route # 12 (Chilmark Inn/Beach)	3,659	3,361
Route # 13 (Edg.-OB-VH via Beach Rd)	383,721	370,027
Off-Season Routes (Columbus Day-mid May)	Included above	Included above
	775,504	769,210

Passenger Boardings by Month

	FY 2002	FY 2003	FY 2004	FY 2005
July	243,198	227,574	216,983	200,671
August	257,000	246,420	228,092	214,511
September	86,371	79,761	83,448	89,664
October	29,969	32,364	40,334	44,558
November	7,674	6,188	10,659	12,894
December	4,949	6,740	7,221	9,173
January	4,300	4,593	6,114	7,008
February	4,848	3,823	6,694	8,013
March	6,405	6,194	7,898	10,741
April	13,098	12,943	16,943	17,843
May	38,587	39,849	48,520	43,891
June	91,190	95,282	102,598	110,243
Total	787,589	761,731	775,504	769,210

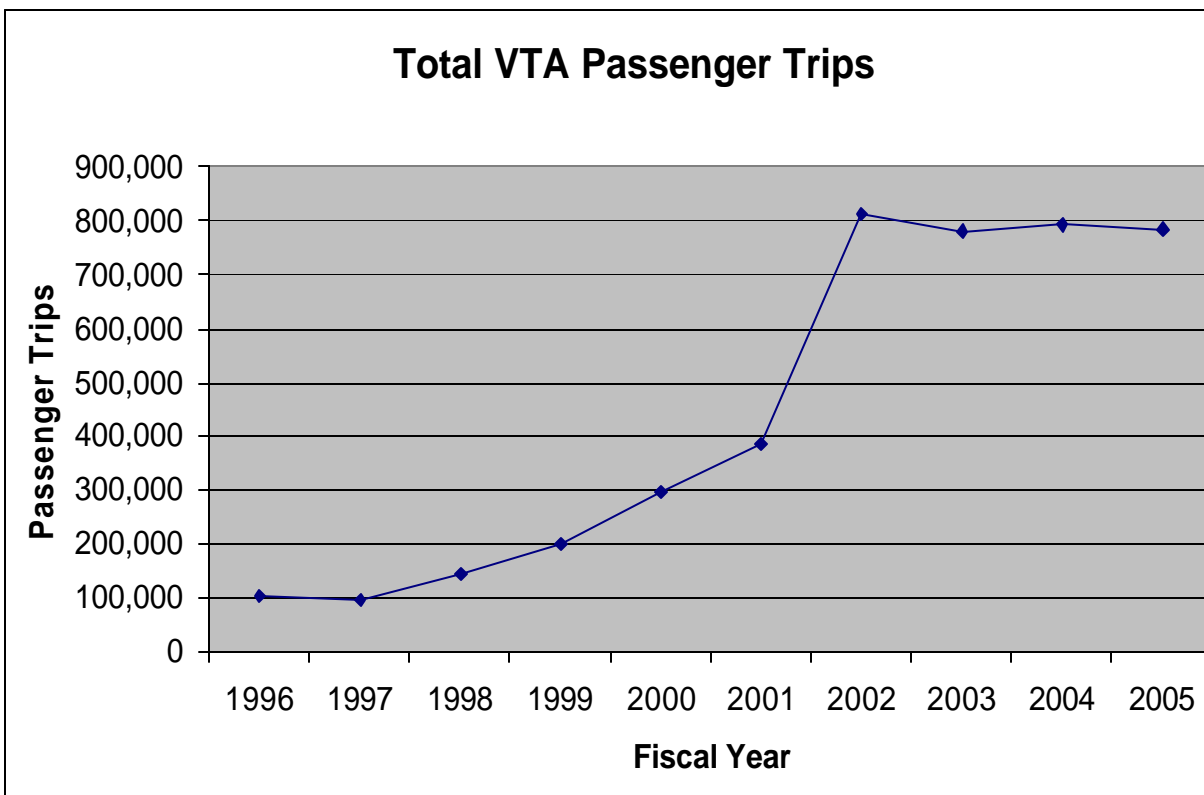


FY 05 Program Statistics

	Fixed Route	Demand Response	Fully Funded
Facts:			
Annual Ridership	769,210	13,311	3,383
Annual Farebox Revenue	\$898,756	\$5,873	\$28,044
Annual Cost of Operations	\$2,131,742	\$471,489	\$28,044
Fleet Size	24	5	

Fixed Route/Demand Response Statistics:

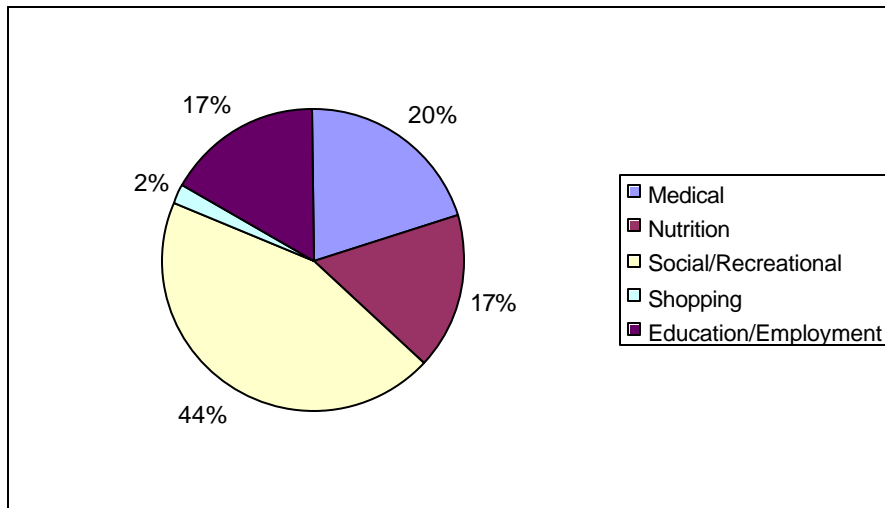
Number of Fixed Routes	14	
Annual Passenger Trips	769,210	13,311
Annual Revenue Hours	51,216	4,368
Annual Revenue Miles	653,328	64,458
Annual Vehicle Hours	53,056	4,698
Annual Vehicle Miles	690,264	66,991



“The Lift”

The Martha’s Vineyard Regional Transit Authority provides year-round paratransit service to the Island’s six (6) towns. The VTA also provides weekly van service to Boston area medical facilities. The *Lift* made 13,311 trips in Fiscal Year 2005, a decrease of 4,185 trips or 24% from Fiscal Year 2004. Weather has a huge impact on riders of paratransit service. The extreme weather the Island had last winter accounts for approximately half of the decreased trips. The following is a breakdown of *Lift* trips by purpose:

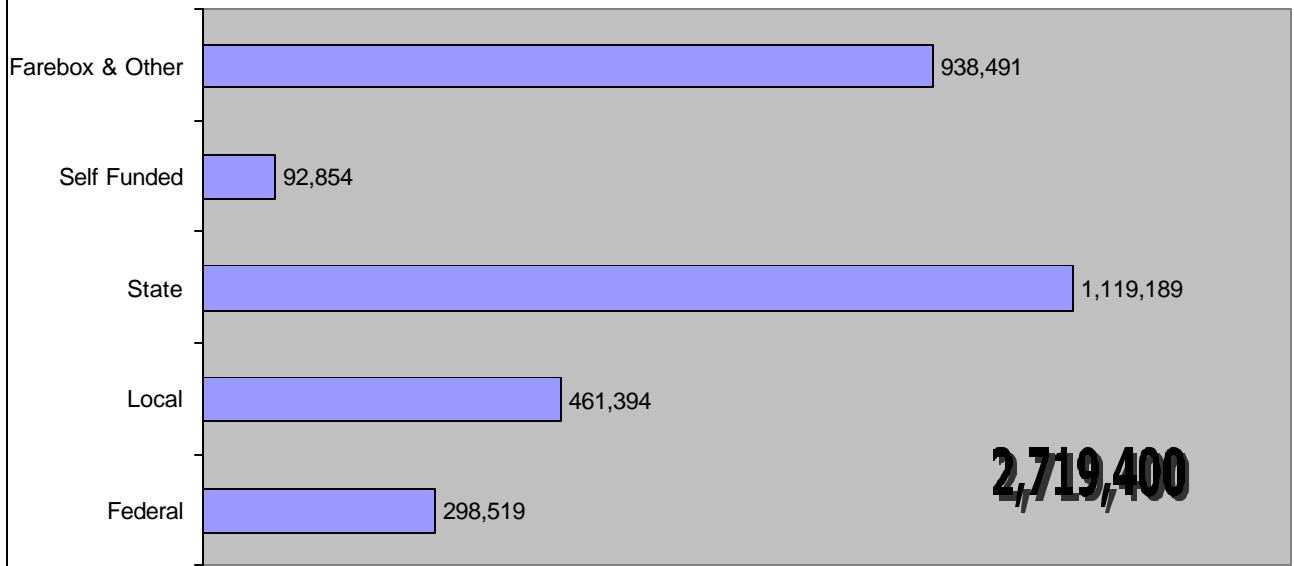
<u>Trip Purpose</u>	<u>Trips</u>
Medical	2,715
Nutrition	2,220
Social / Recreational	5,869
Shopping	305
Education / Employment	2,202
<u>Total Trips</u>	<u>13,311</u>



The total amount of miles accrued this Fiscal Year was 66,991, which represents a decrease of 15,685 miles or 18.9% from Fiscal Year 2004. The continued decrease of *Lift* trips over the last three years can be primarily attributed to the expansion of our year-round Island-wide fixed route service. Many *Lift* clients are now able to utilize our fixed route service during peak and the off seasons instead of relying on paratransit services.

Fiscal Year 2005 Audit Report

REVENUE



EXPENSES

